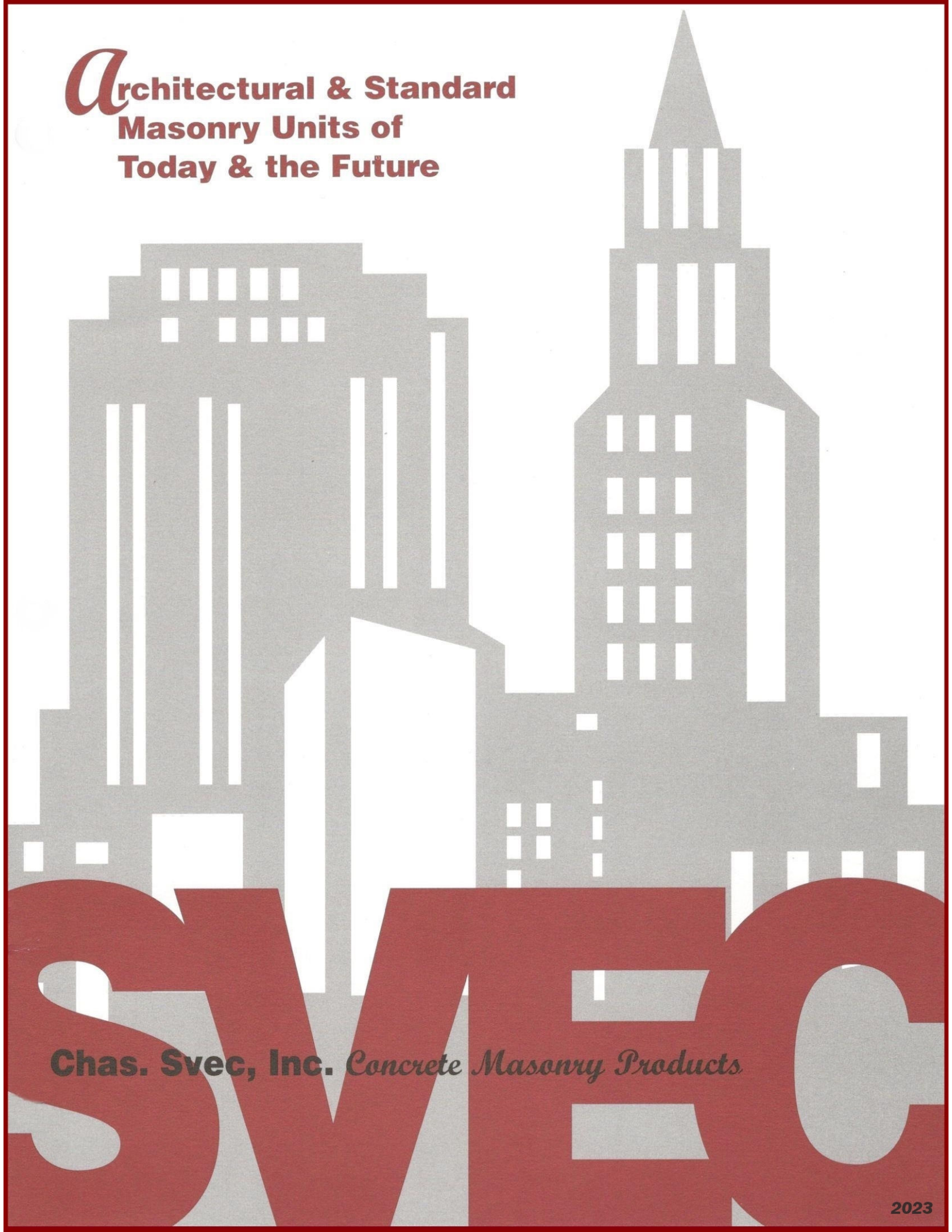


Architectural & Standard
Masonry Units of
Today & the Future

A stylized, grey silhouette of a city skyline is centered in the background. It features several buildings of varying heights and architectural styles, including one with a prominent pointed tower on the right. The buildings are composed of simple geometric shapes and rectangular cutouts representing windows.

Chas. Svec, Inc. *Concrete Masonry Products*

Since the early 1900's **Chas. Svec, Inc.** has been serving the concrete masonry industry. **Chas. Svec, Inc.** is recognized in the industry for its large product line, featuring various sizes, shapes, and colors. Concrete Block are known for their load bearing capacity, structural capacity, low maintenance, dependability, and local availability.

Chas. Svec, Inc. offers concrete block that are fire resistant, sound absorbent, cost effective, and still gives the architect, and builder the design flexibility they need. Along with these valuable characteristics, we understand the importance of insulation and water repellent capabilities.


Chas. Svec, Inc. is continually striving for excellence in meeting your needs for concrete masonry units through **Quality, Service, and Dependability.** We hope our catalog helps you when specifying your next project. Please call us with any questions or comments you might have.

We are at your service at all times.
Chas. Svec, Inc.

Index

Introduction	2
Concrete Masonry Shapes & Sizes	
Econ-O-Wall	3
Brik Look	3, 8
Standard Units	4-7
Architectural Split Face & Smooth	7-8
Custom Colored	7-8
Chimney Block	9
Specialty Products	9
Miscellaneous	
Nomenclature	9
Grout Chart	9
Grout Quantity	9
Rebar Block	6, 9
Miscellaneous Products	10
Standard Conditions, Acceptance & Warranty	11
Ordering Tips	12
Manufacturer's Recommended Guide Specifications	12





DESIGNER BLENDS by Chas. Svec, Inc.

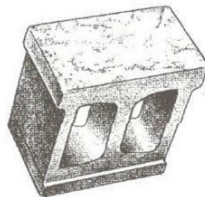
Introducing a new look!

Brik Look is our half-high concrete block which is integrally blended to create the appearance of a face brick. Chas. Svec, Inc. offers unique color blends available in 4", 8", and 12" units.


Brik Look units help to meet today's building requirements. Required structural energy codes can be achieved through the placement of rebar, grout or insulation in the hollow cores.

Econ-O-Wall

*An Economical Retaining Wall System
Product Profile*



Econ-O-Wall



Econ-O-Wall II

Dimensions:	Depth 12" (11-5/8") Height 8" (7-5/8") Length 16" (15-5/8")	8" (7-5/8") 4" (3-5/8") 16" (15-5/8")
Coverage:	0.89 sq. ft./unit:	0.44 sq. ft./unit
Unit weight:	56 lbs.	35 lbs.
Wall weight filled:	94 lbs.	36 lbs.
Set-back/course:	1"	7/8"
Minimum radius:	8'5"	8'5"
CAP UNITS:		
Dimensions:	Depth (11-5/8") Height (3-5/8") Length (15-5/8")	
Coverage:	0.45 sq. ft.	
Unit weight:	51 lbs.	
CORNER UNITS AVAILABLE		
Dimensions:	8 x 8 x 16	8 x 4 x 16
Weight:	50 lbs.	24 lbs.

PLEASE NOTE

Econ-O-Wall is a tapered unit. The back faceshell is 14" (13-5/8"). 40 per Cube on 2 west pallets

Econ-O-Wall II is a solid straight unit. 96 per Cube on 2 west pallets

Material: Normal weight concrete >130 lbs/cu. ft. • **Compressive Strength:** >5000 psi (net area) • **Absorption:** 4-7%

BRICK

■ 5 ♦ 576 WP

CONCRETE BRICK

STATE APPROVED BRICK

■ 8 ♦ 384 WP

DOUBLE BRICK

ROCKLITE

■ 9 ♦ 288 +

1x 8 x 16 SOLID

■ 14 ♦ 192 +

2 x 8 x 16 SOLID

■ 18 ♦ 144 +

2 1/4 x 8 x 16 SOLID

■ 21 ♦ 144 +

3 x 8 x 16 SOLID

■ 22 ♦ 20 ♦ 120 +
○ 24

4 x 8 x 16 HOLLOW

■ 11 ♦ 240 +

4 x 8 x 8 HOLLOW

■ 30 ♦ 25 ♦ 96 +

4 x 8 x 16 SOLID

■ 15 ♦ 192 +

4 x 8 x 8 SOLID

■ 18 ♦ 160 +

4 x 8 x 12 HOLLOW STARTER

■ 23 ♦ 128 +

4 x 8 x 12 Solid Starter

■ 15 ♦ 144 +

4 x 5 x 16 HOLLOW

■ 15 ♦ 192 +

4 x 4 x 16 SOLID

■ 11 ♦ 240 +

4 x 4 x 16 HOLLOW

■ 22 ♦ 120 +

4 x 8 x 16 SINGLE BULL NOSE

■ 11 ♦ 240 +

4 x 8 x 8 SINGLE BULL NOSE

■ 22 ♦ 120 +

4 x 8 x 16 DOUBLE BULL NOSE

■ 11 ♦ 240 +

4 x 8 x 8 DOUBLE BULL NOSE

■ 22 ♦ 120 +


4 x 8 x 16 Double Bull Nose on 16" Face

■ 29 ♦ 96 +

4 x 8 x 16 Single Bull Nose Solid Sill Block

■ 26 ♦ 23 ♦ 96
○ 28

6 x 8 x 16 HOLLOW



■ 17 ♦ 144 +

6 x 8 x 8 SASH


Specify Quality
Chas. Secor, Inc.
"We make it Our Business To Achieve Or Exceed ASTM Standards!"

■ 38 ♦ 72 +

6 x 8 x 16 75% SOLID

■ 50 ♦ 60 +

6 x 8 x 16 SOLID

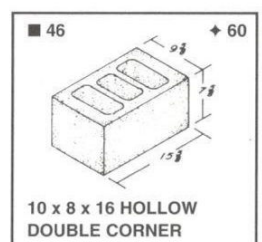
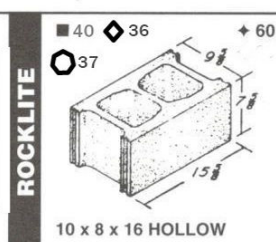
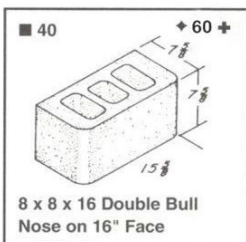
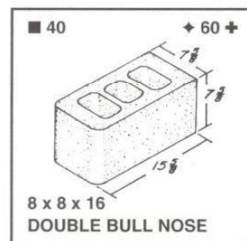
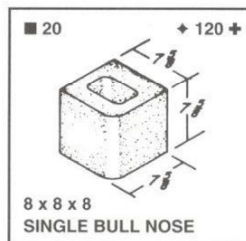
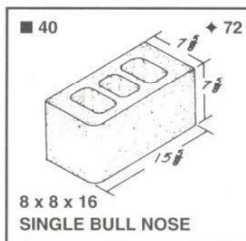
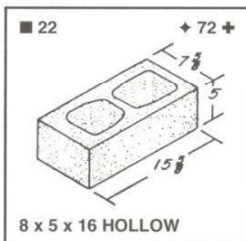
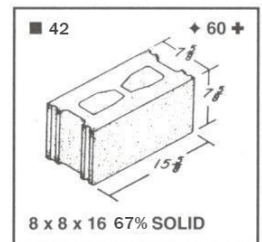
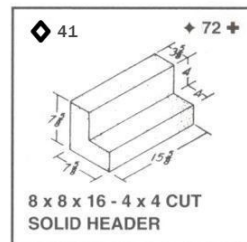
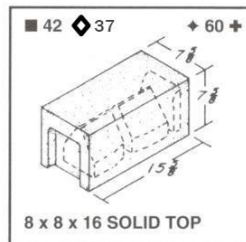
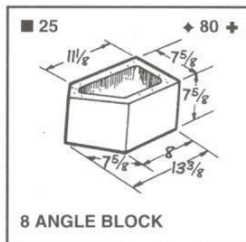
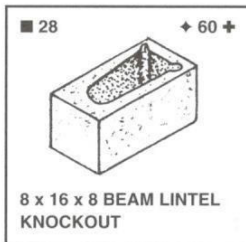
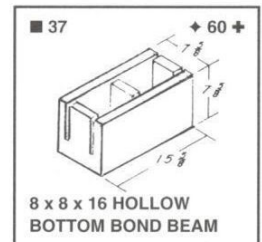
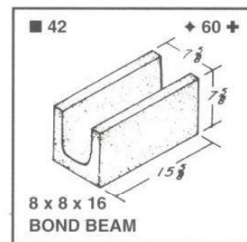
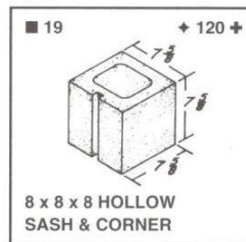
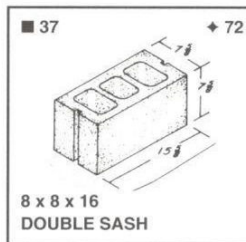
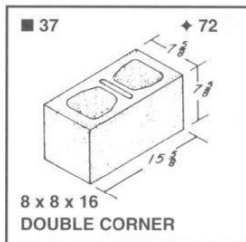
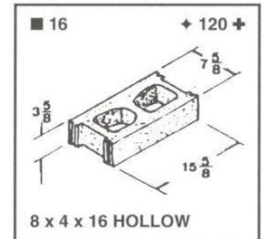
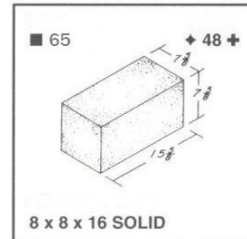
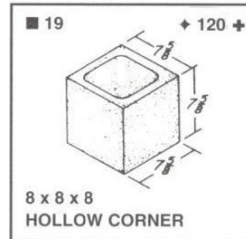
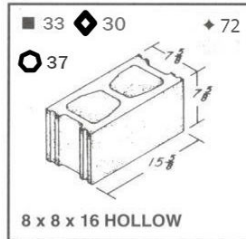
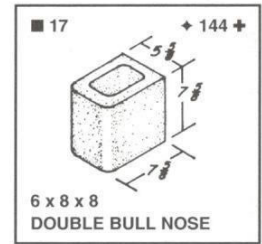
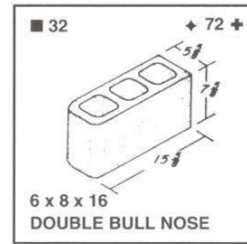
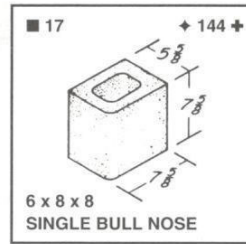
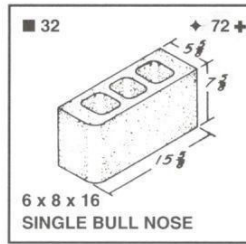
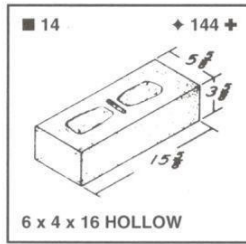


■ 28 ♦ 75 +

6 x 8 x 16 BOND BEAM

■ = Approx. weight for Rocklite (medium weight) ♦ = Approx. weight for Lightweight ○ = Approx. weight for Rocklite II (Normal Weight)
 WP = 2 West Pallets per Cube † = Amount in West Cube + = Cubed on 12 - 8x8x16 Hollow Bottoms

NOTE: All weights are approximate and vary considerably at times due to varying weather and material conditions.
 Lightweight Units on Lightweight Bottoms, Rocklite Units on Rocklite Bottoms, Rocklite II Units on Rocklite II Bottoms

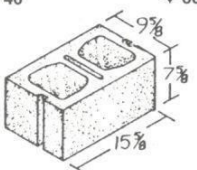
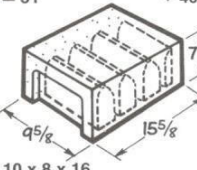
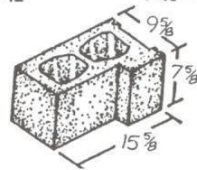
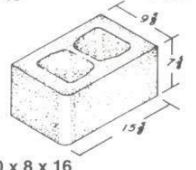
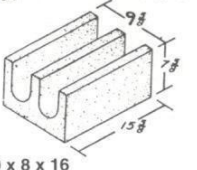
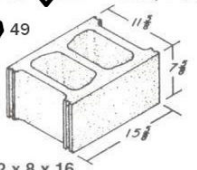
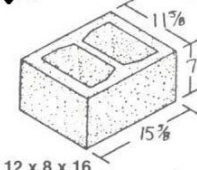
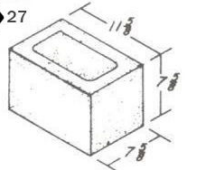
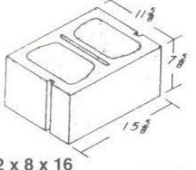
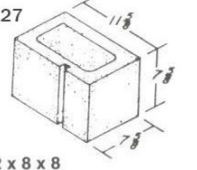
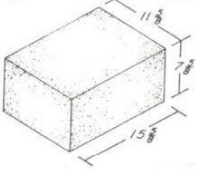

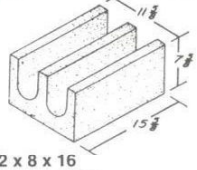
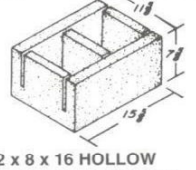
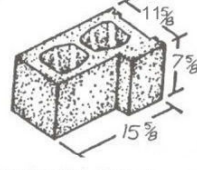
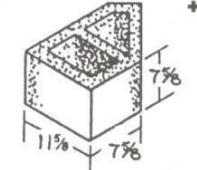
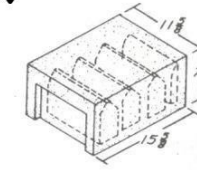
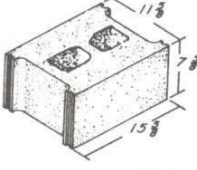
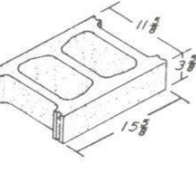
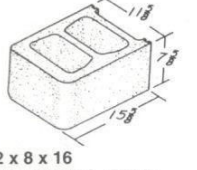
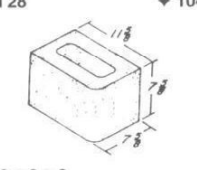
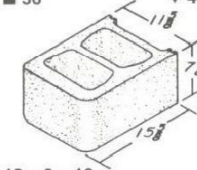
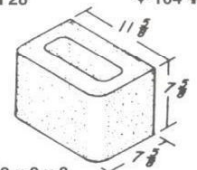
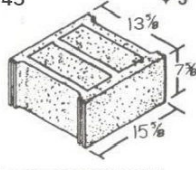
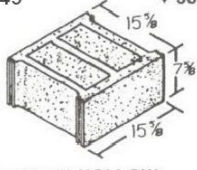
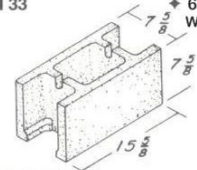
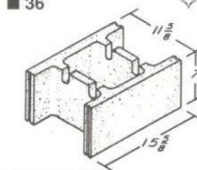
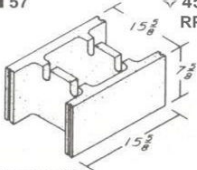
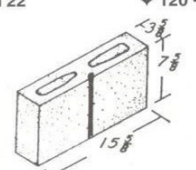
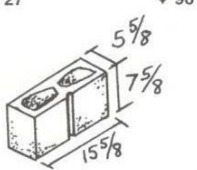


★ = 1/3 Per Cube ● = 1/2 Per Cube ♦ = Amount in West Cube + = Cubed on 12 - 8x8x16 Hollow Bottoms
■ = Approx. Weight for Rocklite (medium weight) ◆ = Approx. Wt. for Lightweight ○ = Approx. Wt. for Rocklite II (normal weight)

NOTE: All weights are approximate and vary considerably at times due to varying weather and material conditions.

Lightweight Units on Lightweight Bottoms, Rocklite Units on Rocklite Bottoms, Rocklite II Units on Rocklite II Bottoms

ROCKLITE

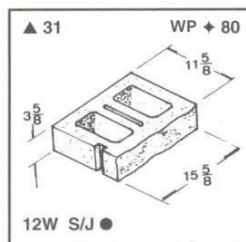
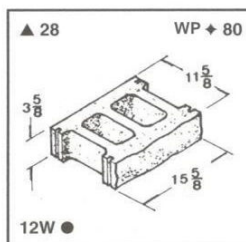
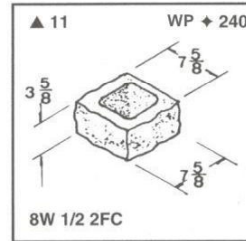
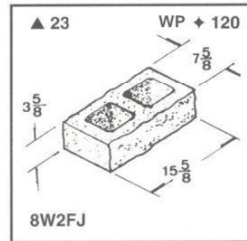
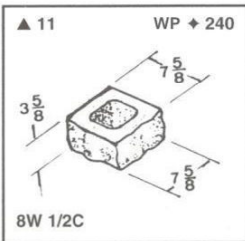
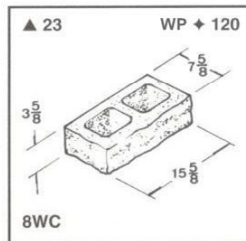
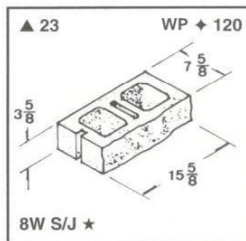
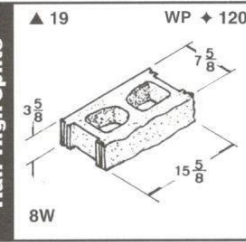
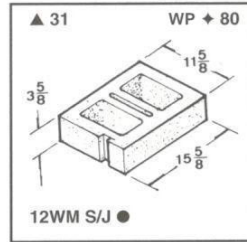
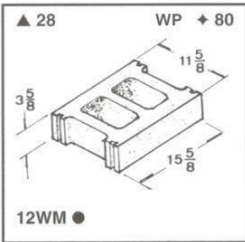
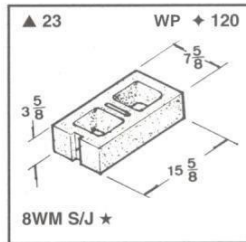
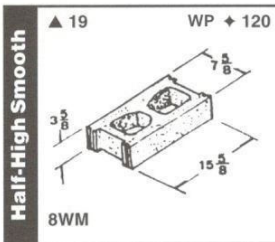
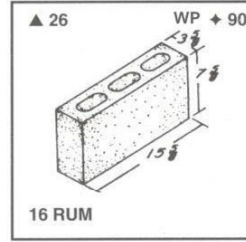
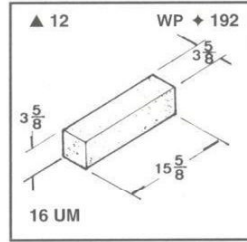
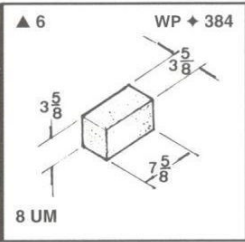
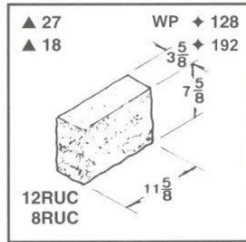
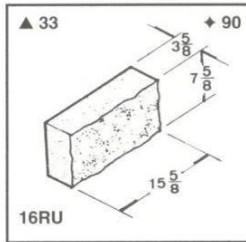
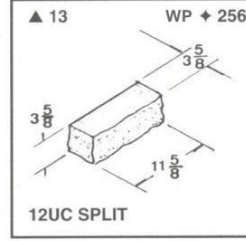
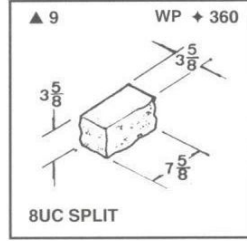
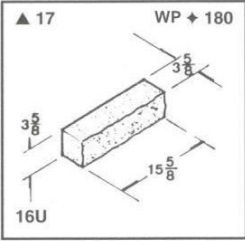
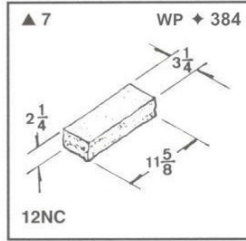
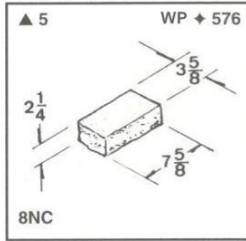
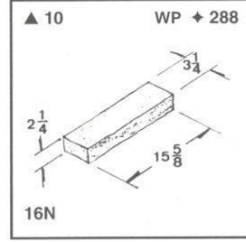
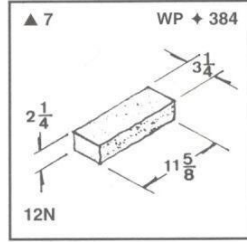
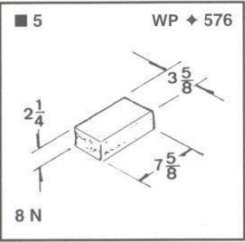
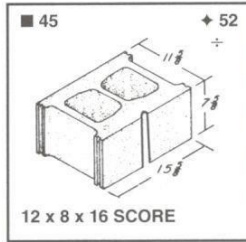
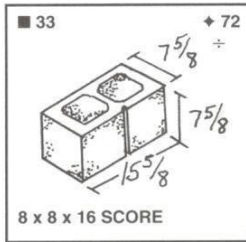
<p>■ 46 ◆ 60</p>  <p>10 x 8 x 16 DOUBLE SASH</p>	<p>■ 51 ◆ 48 +</p>  <p>10 x 8 x 16 SOLID TOP</p>	<p>■ 42 ◆ 48</p>  <p>10 x 8 x 16 L Corner</p>	<p>■ 46 ◆ 60</p>  <p>10 x 8 x 16 SINGLE BULL NOSE</p>	<p>■ 51 ◆ 45 +</p>  <p>10 x 8 x 16 BOND BEAM</p>
<p>■ 45 ◆ 39 ◆ 52, ◆ 78 ○ 49</p>  <p>12 x 8 x 16 HOLLOW</p>	<p>◆ 48 ◆ 52</p>  <p>12 x 8 x 16 DOUBLE CORNER</p>	<p>■ 31 ◆ 27 ◆ 104</p>  <p>12 x 8 x 8 CORNER</p>	<p>■ 48 ◆ 52</p>  <p>12 x 8 x 16 DOUBLE SASH</p>	<p>■ 31 ◆ 27 ◆ 104</p>  <p>12 x 8 x 8 SASH & CORNER</p>
<p>◆ 75 ◆ 32 +</p>  <p>12 x 8 x 16 SOLID</p>	 <p>Specify Quality Chas. Svec, Inc. "We make it Our Business To Achieve Or Exceed ASTM Standards!"</p>	<p>■ 54 ◆ 40 +</p>  <p>12 x 8 x 16 BOND BEAM</p>	<p>■ 48 ◆ 40 +</p>  <p>12 x 8 x 16 HOLLOW BOTTOM BOND BEAM</p>	<p>◆ 37 ◆ 48</p>  <p>12 x 8 x 16 L Corner</p>
<p>◆ 45 ◆ 40 +</p>  <p>12" ANGLE BLOCK</p>	<p>◆ 57 ◆ 40 +</p>  <p>12 x 8 x 16 SOLID TOP</p>	<p>■ 72 ◆ 32 +</p>  <p>12 x 8 x 16 75% SOLID</p>	<p>■ 23 ◆ 80 +</p>  <p>12 x 4 x 16 HOLLOW</p>	<p>■ 50 ◆ 52</p>  <p>12 x 8 x 16 SINGLE BULL NOSE</p>
<p>■ 28 ◆ 104</p>  <p>12 x 8 x 8 SINGLE BULL NOSE</p>	<p>■ 56 ◆ 40 +</p>  <p>12 x 8 x 16 DOUBLE BULL NOSE</p>	<p>■ 28 ◆ 104 +</p>  <p>12 x 8 x 8 DOUBLE BULL NOSE</p>	<p>◆ 45 ◆ 3</p>  <p>14 x 8 x 16 HOLLOW</p>	<p>◆ 49 ◆ 30</p>  <p>16 x 8 x 16 HOLLOW</p>
<p>■ 33 ◆ 60 WP</p>  <p>8 x 8 x 16 Rebar Block</p>	<p>■ 36 ◆ 72 RP</p>  <p>12 x 8 x 16 Rebar Block</p>	<p>■ 57 ◆ 45 RP</p>  <p>16 x 8 x 16 Rebar Block</p>	<p>■ 22 ◆ 120 +</p>  <p>4 x 8 x 16 SCORE</p>	<p>■ 27 ◆ 96</p>  <p>6 x 8 x 16 SCORE</p>

REBAR

SCORE

■ = Approx. weight for Rocklite (medium weight) ◆ = Approx. Wt. for Lightweight ○ = Approx. Wt. for Rocklite II (Normal Weight)
 WP = 2 West Pallets per Cube RP = Regular Pallets ◆ = Amount in Regular Cube ◆+ = Amount in West Cube
 + = Cubed on 12 - 8x8x16 Hollow Bottoms

NOTE: All weights are approximate and vary considerably at times due to varying weather and material conditions.
 Lightweight Units on Lightweight Bottoms, Rocklite Units on Rocklite Bottoms, Rocklite II Units on Rocklite II Bottoms



**8" SPLIT
FACE
CONCRETE
BRICK**



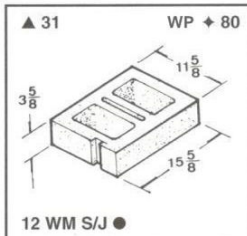
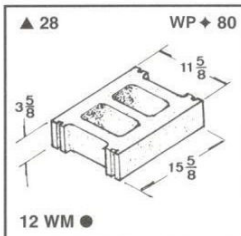
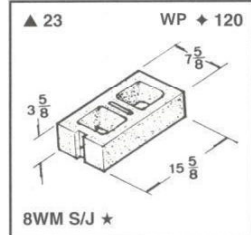
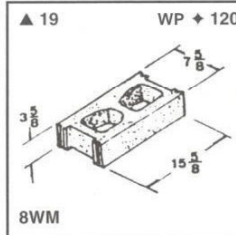
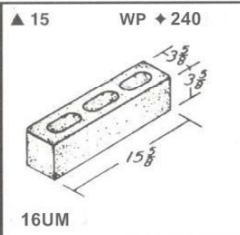
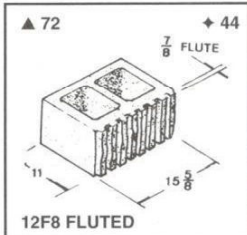
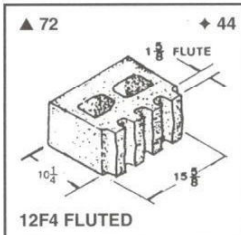
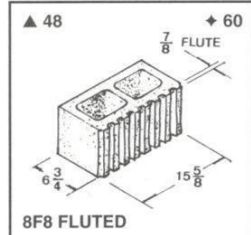
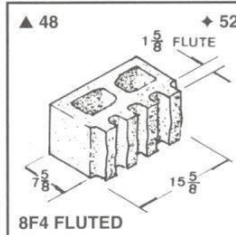
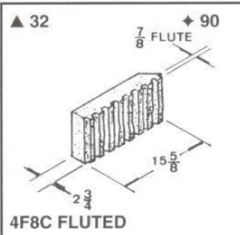
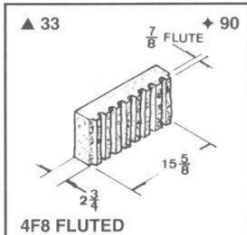
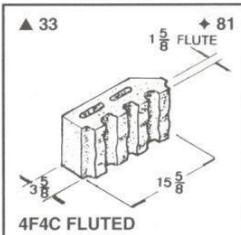
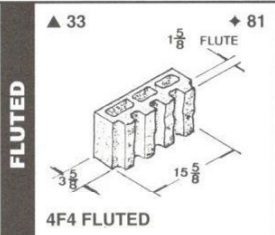
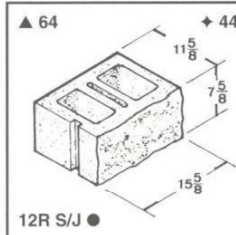
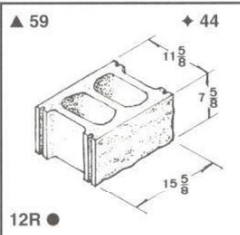
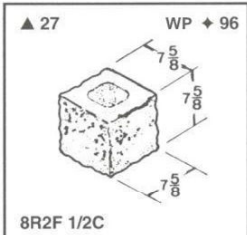
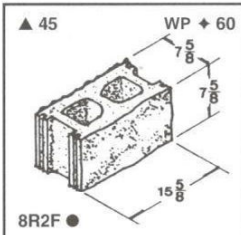
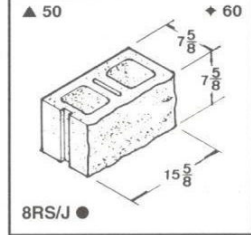
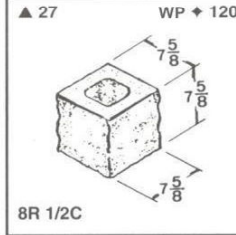
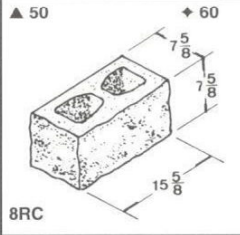
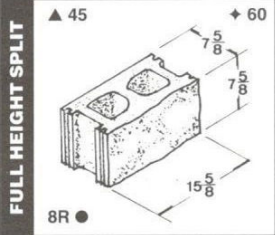
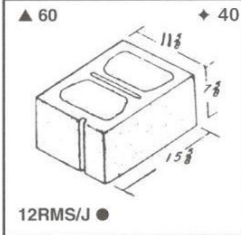
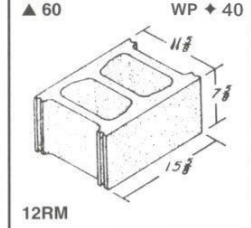
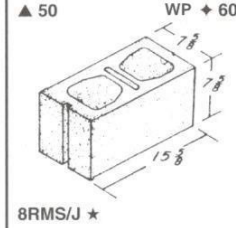
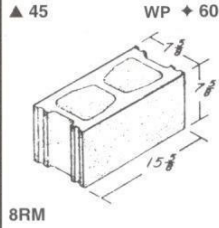
**BLENDED
SPLIT FACE
UNITS
NOW
AVAILABLE!**

★ = 1/3 Per Cube ● = 1/2 Per Cube ▲ = Approximate Weight of Split Face Series ■ = Approximate weight of Rocklite Units.
÷ = Score available both sides upon request. ◆ = Amount in West Cube WP = 2 West Pallets per Cube

Tech Shield TS-941
CMU Water Repellency
&
Tech Shield Mortar Admixture



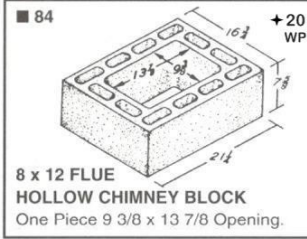
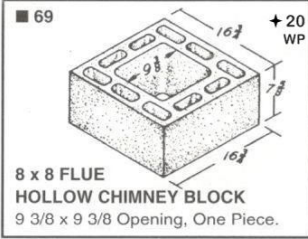
FULL-HEIGHT SMOOTH



CUSTOM COLORED
SPLIT AND SMOOTH SCORE
AVAILABLE IN
4" - 6" - 8" and 12" units.
Double and triple scores
available both sides
in selective sizes on request.

★ = 1/3 Per Cube ● = 1/2 Per Cube ◆ = Amount in West Cube + = Score available both sides upon request.
▲ = Approximate Weight of Split Face Series. WP = 2 West Pallets per Cube


CHIMNEY BLOCK




WP = 2 West Pallets per Cube

SPECIALTY PRODUCTS

SOLID LINTELS



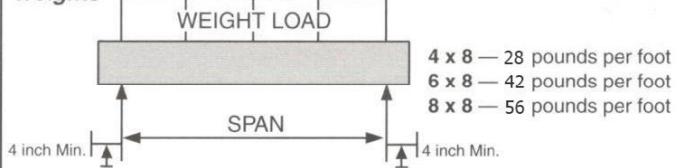
Lintel lengths are made in multiples of 8' From 2' to 12'. We carry 4" - 6" - 8" widths in stock. Lintels are made with 3,000 pound concrete.



*Innovation in
Concrete Masonry*
**The Rebar
BLOCK SYSTEM**
Rebar Open End Block

- Single core — lighter than conventional block.
- Standard Modular Dimensions.
- Special ways to accommodate horizontal reinforcing steel.
- Inner-cell lip assures proper vertical reinforcing steel placement.

Weights



GROUT QUANTITY FOR Rebar BLOCK

- 8" — 11 cubic yards/1000 block — approximately 58% void
- 12" — 20 cubic yards/1000 block — approximately 66% void
- 16" — 27 cubic yards/1000 block — approximately 64% void

GROUT AND FILL CHART

This chart can be used as a guide to estimating the amounts of concrete and poured insulation required to fill the designated units listed below. Calculations do not take any waste factors or unfilled mortar joints into account. Straight wall sections are assumed when using the square foot method.

CONCRETE		INSULATION - 4 CU. FT. BAGS				
UNIT SIZE	#Block Filled By Cu. Yd. Concrete	#Cubic Yds. Per 1000 Block	#Cu. Yds. Per 1000 Sq. Ft. Wall Area	#Block Per Bag	#Bags Per 1000 Block	#Bags Per 1000 Sq. Ft. Wall
6 x 8 x 16H	156	6.5	7.21	23	43.5	49
8 x 8 x 16H	105	9.5	10.7	15.5	64	72
10 x 8 x 16H	82	12.2	13.7	12	82.5	92.5
12 x 8 x 16H	60.5	16.5	18.5	9	99	125

NOMENCLATURE

- W** 4" high units - Assume splitface if no other information.
- R** 8" high units - Assume splitface if no other information.
- F** Fluted Splitface **S/J** Sash/Jamb **H** Hollow
- DS** Designer Series **C** Corner **M** Smooth
- N** 2 1/4" high veneer split **U** 3 5/8" high veneer split
- 2F** Two Face

Examples:

- 12R** 12 x 8 x 16 Splitface
- 8WM** 8 x 4 x 16 Smooth
- 16-U** 3 5/8 x 3 5/8 x 16 Splitface
- 12RUC** 4 x 8 x 12 Splitface Corner or Starter Block
- 8R2F** 8 x 8 x 16 Two Face Split

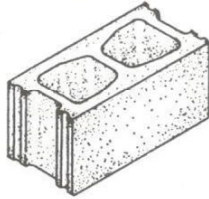
Chas. Svec, Inc. offers:

FIRE RATED CONCRETE BLOCK

Chas. Svec, Inc. produces Fire Rated Concrete Blocks for 2, 3 and 4-hour fire walls and issues certification showing compliance with necessary fire standards.

Call us for information on Fire Resistant concrete masonry units.

HIGH STRENGTH BLOCK



4000 P.S.I.
Block designed for extra load bearing capacity.

N.C.M.A. has referred to upgrading below grade space with architecturally designed units as:

SMART SPACE


- Basements stretch the buyer's dollar and offer attractive living space.
- The cost of a basement built of concrete masonry is less per square foot than the cost of a poured concrete basement.

Fabri-Core

Fabri-Core inserts save labor costs. Since they arrive on the job already installed, there are no unloading, or delivery costs incurred, as with on-site insulation.

Other labor-saving advantages include:

- No waste or clean up costs.
- Costs are firm—not estimated.
- Allows easy installation of pipes, conduits, etc.
- Provides guaranteed consistent insulation value.



WATER REPELLENCY CERTIFICATION

Chas. Svec, Inc.
Maple Heights, Ohio

Is a Qualified **TECH SHIELD System** Producer having met the water repellency performance criteria of the National Concrete Masonry Association and the Innovative Concrete Technology, LLC Certification Program.




Keri Sordic
Program Administrator

Jan 2023 - Jan 2026
Effective Date

Econ-O-Wall

An Economical Retaining Wall System

SEWER BRICKS




Chas. Svec, Inc. manufactures *Approved* Ohio State Highway Department concrete sewer bricks. We keep our units in stock to assure you prompt delivery to your job site.

A State Certificate for specific jobs can be provided for each load of brick when it is delivered.

TECH SHIELD MORTAR ADMIX 8oz bottles



Water Repellent/Efflorescence Control Agent



DESIGNER BLENDS by Chas. Svec, Inc.

RESIDENTIAL

Build with Split Face Concrete Brick.

— NOW STOCKING —
8" Brick in Various
Blends and Colors.

STANDARD CONDITIONS AND LIMITED WARRANTY

1. Seller warrants that its block meet applicable ASTM standards. If the block does not meet ASTM standards, seller will replace the defective block. SELLER'S AGREEMENT TO REPLACE DEFECTIVE BLOCK IS EXPRESSLY IN LIEU OF ALL OTHER WARRANTIES, EXPRESSED, IMPLIED, OR STATUTORY.
2. The purchaser has the right to inspect materials at shipping point. Failure to inspect and reject non-conforming material constitutes acceptance. The purchaser must inform the seller in writing within 48-hours of the rejection of any shipment. Failure to reject as provided for in this condition releases seller of any liability whatsoever. Claims for errors or shortage must be made immediately upon receipt of product. To be considered, any claim for defective product must be made within 48 hours of receipt of product on job site and BEFORE THE INSTALLATION OF ALLEGED DEFECTIVE MATERIAL INTO THE STRUCTURE.
3. IN THE EVENT THAT COVERED WARRANTY ITEMS ARE NOT REPLACED OR THE DEFECT REMEDIED BY SELLER, SELLER'S LIABILITY SHALL BE LIMITED TO THE COST OF THE BLOCK. SELLER SHALL IN NO EVENT BE LIABLE FOR PURCHASER'S LOST PROFITS, GOODWILL, OR OTHER CONSEQUENTIAL DAMAGES.
4. Any action by purchaser or contractor for breach of this contract must be commenced within one year from the date of last delivery of block.
5. It is the Sellers intent in providing quality units within the delivery dates. Seller shall not be liable for failure to meet delivery dates, or delays in delivery that are occasioned by causes beyond seller's control to include without limitation, strikes, lockouts, fires, embargos, war, riots, insurrections, acts of God, machinery breakdowns, delays of carriers or suppliers, and government acts and regulation.
6. ARCHITECTURALLY DESIGNED CONCRETE PRODUCTS ARE MANUFACTURED BY CAREFULLY CONTROLLED FORMULAS AND PROCEDURES. NATURAL AND MANUFACTURED AGGREGATES, CEMENTS, AND PIGMENTS VARY IN COLOR AND PARTICLE SHAPE. NO GUARANTEE OF SPLIT DEPTH OR COLOR UNIFORMITY IS MADE OR IMPLIED IN MANUFACTURER'S RECOMMENDATIONS.
7. It is the Sole Responsibility of the purchaser in ordering the correct color. Variations in the color of concrete masonry units does and will occur. The seller is NOT responsible for variations in color or variations between samples used to select color and the finished product.
8. Seller recommends that architectural units be taken from four or more cubes at a time to take advantage of the subtle tone variations in the manufacturing process.
9. Proper cleaning of finished walls is a necessity, and is HIGHLY RECOMMENDED to attain a greater degree of color uniformity. We do not recommend muriatic acid as a cleaning agent. The recommended procedure for cleaning is to scrub with clear water shortly after mortar is set. A detergent may be added with proper care. If acid is deemed necessary, we recommend no more than a 3% solution in water. A product such as Sure Kleen 600, or approved equal, as manufactured by Pro So. Co., is recommended for cleaning our units. USE LOW PRESSURE SPRAYING.
10. Chas. Svec, Inc.'s architecturally designed concrete products are made with an integral water repellent system, *Svec-Gard*, which aids in low water absorption, HOWEVER, NO GUARANTEE OF WATER IMPERMEABILITY IS MADE. Buyer can apply a waterproofing agent if desired. Full head and bed joints are essential in the deterence of water penetration.



Manufacturer's Recommended Guide Specifications

Division 4 - Masonry Concrete Masonry Units

A. Standard Units — All hollow load-bearing & solid load-bearing concrete masonry units shall meet or exceed parameters set forth by ASTM C90 as manufactured by **Chas. Svec, Inc.**, 5470 Dunham Road, Maple Heights, Ohio 44137, (216) 662-5200.

B. Architectural Split Face or Smooth Face concrete block masonry units shall be manufactured by **Chas Svec, Inc.**, 5470 Dunham Road, Maple Heights, Ohio 44137, (216) 662-5200.

Type of unit(s) shall be block description (i.e.: 12F8);
colors shall be (i.e. Arctic White).

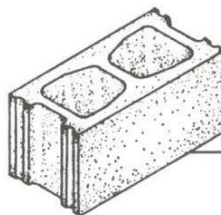
Tips On Ordering Architecturally Designed Units

Today's designers are utilizing the flexibility and beauty of architecturally designed concrete masonry on a regular basis. More is being demanded of the products and installers to satisfy the call to excellence from these designers and their customers.

The following are some tips on the placement of your order:

- 1.** Allow ample time for processing your order. We suggest three to four weeks from the time of placement of the order. Remember that many units need to be split/handled three to four times prior to becoming job-ready.
- 2.** Order all fittings/shapes to be delivered at the beginning of the job. It is desirable to work from one run of fittings to assure better color uniformity.
- 3.** To assure the finest quality with the lowest overall cost, double check your quantities. Since specialty concrete block are customized for each order, we must charge for each unit ordered.
- 4.** Check for changes of colors of units. It is common to have more than one color of the same size unit on the job.
- 5.** Check this shape guide for what units are ready-made. Special shapes not in this catalog may be impractical, if not impossible, to manufacture. Check with our sales department, or your dealer for more information on what can be fabricated.

We are at your service at all times.



Chas. Svec, Inc.
"Rocklite" Concrete Masonry Products

5470 Dunham Road, Maple Heights, Ohio 44137
216 662-5200 FAX: 216 662-5666
Visit Us @ www.chassvecinc.com
Email : block@chassvecinc.com